
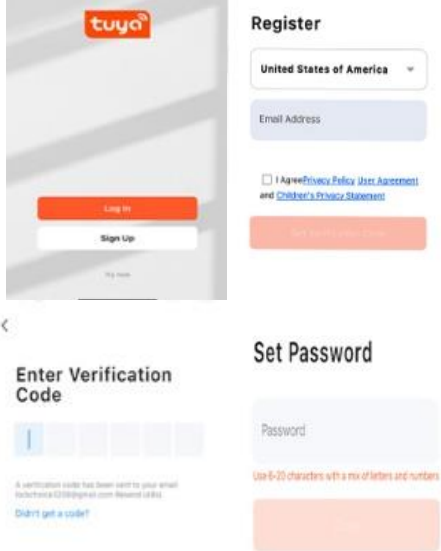
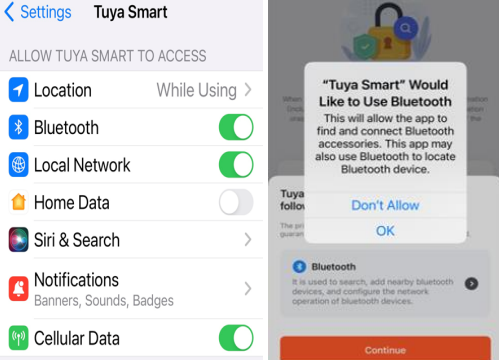


BS-35 Access Control APP user manual

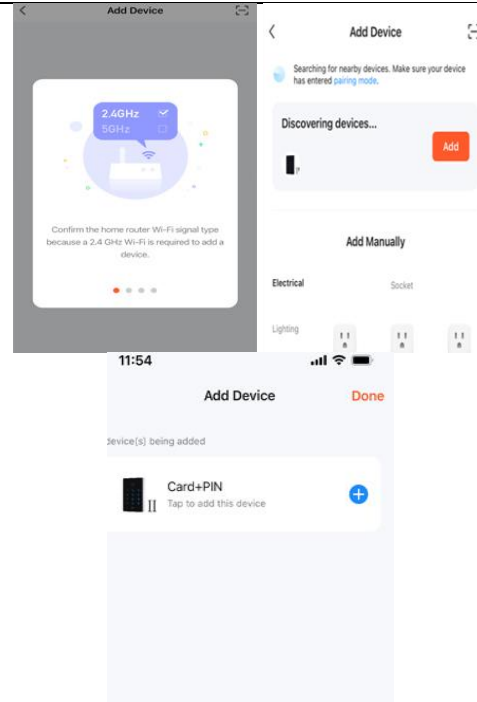
A. Set up APP :

<ol style="list-style-type: none">1. Go to the Apple Store or Google Play to Download “Tuya Smart” APP to your Cell phone .	
<ol style="list-style-type: none">2. Open Tuya APP to Click “Sign Up”.3. Enter your email to click “Get Verification code.”4. Enter Verification code5. Set up Password	
<ol style="list-style-type: none">6. Turn on Tuya Bluetooth , Location and Local Network on phone setting , Then click ok to log in APP .7. Click “Add Device”	

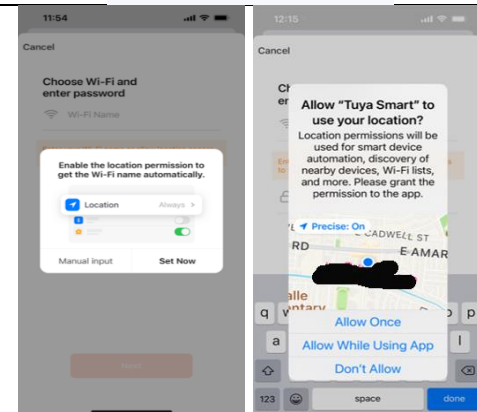
8. It will start to search device . At this time ,
You should go to the keypad and type
*master program code # 08 # .
The Green Light will flash on your Keypad .
It will discover device .

Note:

Please take BS-35 device within 9 Feet for
first time setting up .
Click Add .



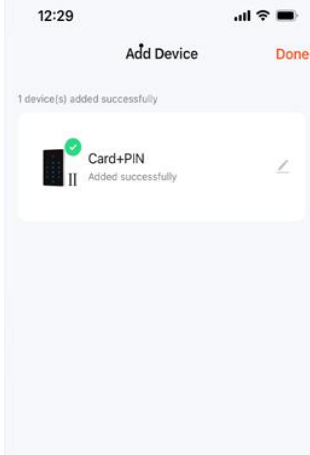
9. Then press “Blue Color + Sign” to set up
Wifi connection .



10. Type in your Wifi Router password

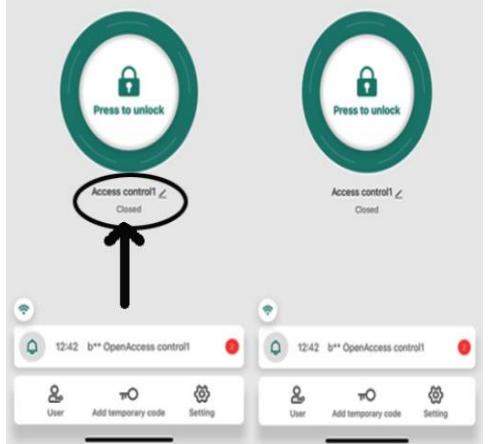


11. After the set up Wifi connection , The device will be added successfully .
12. Press “Done” to finish setting up .



B: User Manual:

1. Add access control name :
Click Access control1 to add or change the name .
2. Unlock:
Press 2 seconds to unlock the door from anywhere .



Add User:

Click “Member Manage” on the bottom to add user .(User must create a account first from APP)

Click + on top right .

3. Type in User Name , Change Country/area to United States

Type in User account E-mail .

Keep or Change Administrator status .

Click Next Step

Device Icon will show on User APP .

User only can lock or unlock

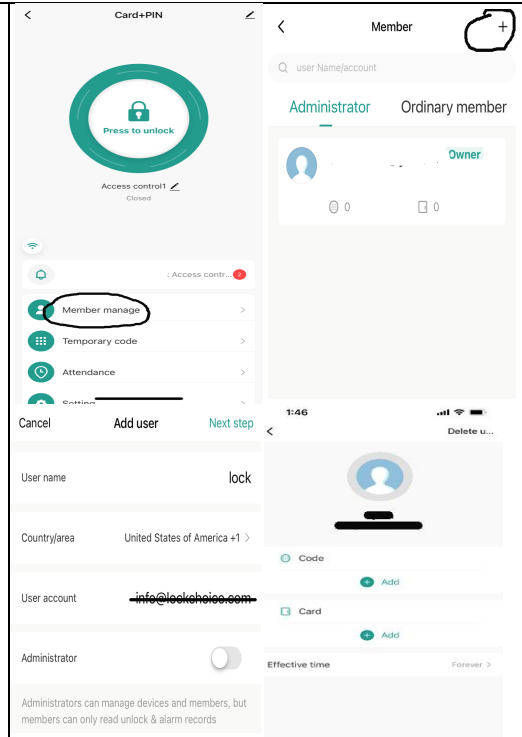
If you add a user as Administrator , This user will have all Administrator authorities.

Administrator can add and delete user .

Administrator can add 6 digits password or key card for user and issue effective time .

Administrator still can track who and when open the door when you click Bell Sign .

All users are on the ordinary member list .



4. Set up Temporary code:

Click “Add Temporary code” on the bottom.

Administrator can issue cyclicity or once temporary code.

